

MIPRO

User Guide

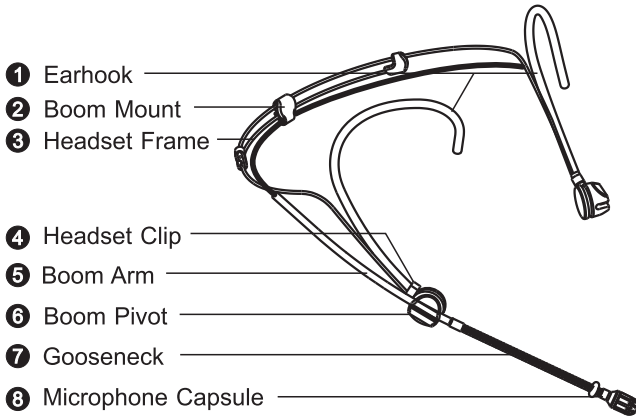
MU-57H Waterproof Headworn Microphone



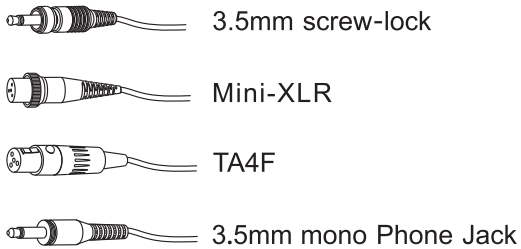
MU-57HS Waterproof Headworn Microphone



Part Names



Connector Types (Optional)



Attaching the Windscreen

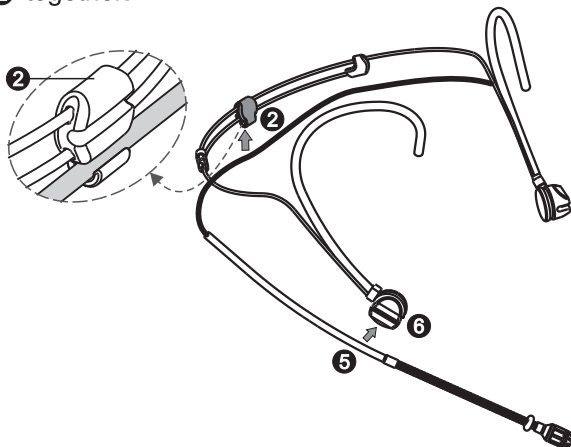
Attach the foam windscreen to the microphone capsule to reduce the popping and wind noise. It also serves to prevent saliva, protect against impact and friction noise, and extend the lifespan of the microphone capsules.



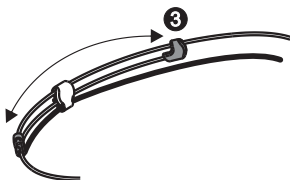
Foam Windscreen

How to Assemble

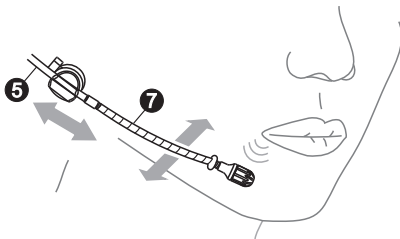
1. Attach the boom arm **5** to the boom pivot **6**. Clip the cable and boom mount **2** together.



2. Put on the headworn microphone and adjust the headset frame **3** to the proper position.

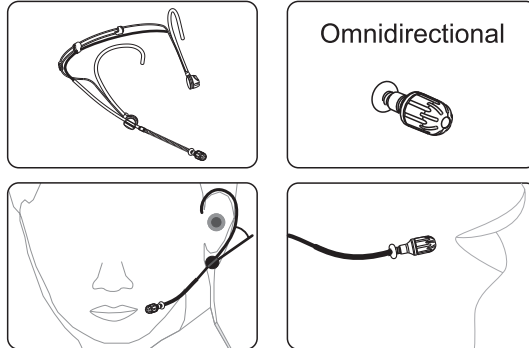


3. For distance and angle adjustment, only adjust the gooseneck **7**. Don't bend the boom arm **5**.

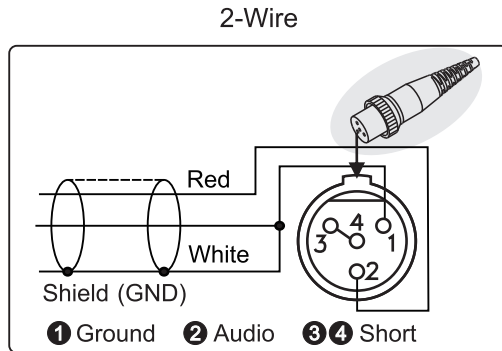


How to Obtain Ideal Sound Quality

The ideal way to wear the MU-57 Series “omnidirectional” microphone is to place the microphone capsule on the cheek, 1 to 1.5 cm away from the corner of the mouth to minimize breathing or popping noise for ideal sound quality.



Wiring Diagram



Notes

- Refer to the actual product in the event of product description discrepancy.
- The MU-57 Series is IP57 certified.
- When foreign substances adhere or stick, it is necessary to clean and wipe them off to maintain sound pickup characteristics.
- Directly spraying alcohol to clean the condenser microphone is prohibited. Any resulting malfunction will automatically void all manufacturer's warranty.



Dispose of any unusable devices or batteries responsibly and in accordance with any applicable regulations.

Disposing of used batteries with domestic waste is to be avoided!



Batteries / NiCad cells often contain heavy metals such as cadmium(Cd), mercury(Hg) and lead(Pb) that makes them unsuitable for disposal with domestic waste. You may return spent batteries/ accumulators free of charge to recycling centres or anywhere else batteries/accumulators are sold.



By doing so, you contribute to the conservation of our environment!

MIPRO Electronics Co., Ltd

Headquarters: No. 814, Beigang Rd., Chiayi City 600079, Taiwan

Tel : +886-5-238-0809

Fax : +886-5-238-0803

www.mipro.com.tw

mipro@mipro.com.tw



2CE690A

All rights reserved. Do not copy or forward without prior approvals of MIPRO.
Specifications and design subject to change without notice. YM 023/12